

Stay ahead of the trend

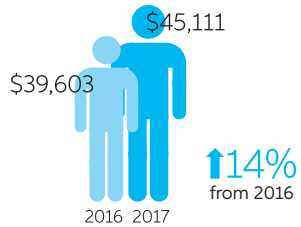
Magellan Rx Management's Medical Pharmacy Trend Report, in its ninth year, is the only detailed source analyzing medical benefit drug claims for trends and data benchmarking as well as current medical benefit drug management approaches for all major lines of business (commercial, Medicare, and Medicaid).

It is critical for payers to stay current with evolving management strategies and marketplace conditions impacting medical pharmacy utilization and spend, especially as these specialty drug costs continue to be a leading driver of overall pharmacy trends. At Magellan Rx, we understand medical benefit drug spend, pharmacy trend, pipeline, and impact—all of which is imperative to formulating innovative, effective solutions for managing specialty drug costs.

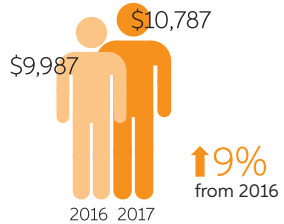
Highlights from the 2018 Medical Pharmacy Trend Report

2017 Average Annual Cost per Patient (Top 10 Drugs)

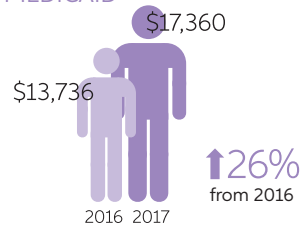
COMMERCIAL



MEDICARE

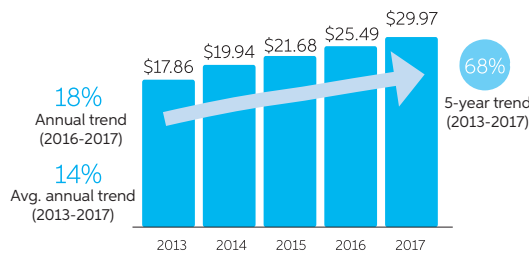


MEDICAID

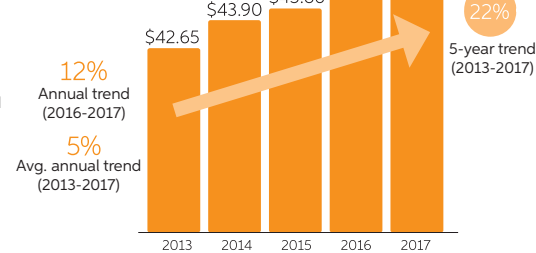


Trend in PMPM Spend 2013-2017

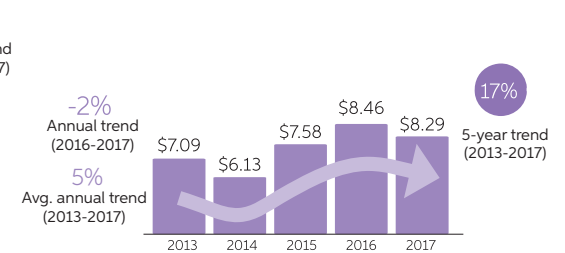
COMMERCIAL



MEDICARE



MEDICAID



2017 Drug Trends

COMMERCIAL

↑203%

KEYTRUDA:
Rank: From #39 to #14
PMPM: \$0.16 to \$0.48

↑73%

ENTYVIO:
Rank: From #13 to #9
PMPM: \$0.40 to \$0.69

MEDICARE

↑244%

KEYTRUDA:
Rank: From #21 to #9
PMPM: \$0.49 to \$1.70

↑35%

PERJETA:
Rank: From #22 to #17
PMPM: \$0.45 to \$0.62

MEDICAID

↑338%

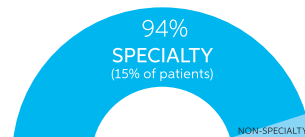
KEYTRUDA:
Rank: From #43 to #10
PMPM: \$0.04 to \$0.19

↑81%

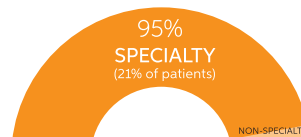
MAKENA:
Rank: From #13 to #4
PMPM: \$0.16 to \$0.28

2017 Drug Spend

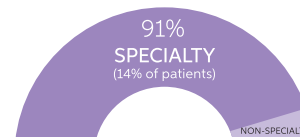
Specialty vs. Non-Specialty



COMMERCIAL



MEDICARE



MEDICAID

Get a more detailed analysis on the latest in pharmacy trends and download your copy of the report today!

magellanrx.com/trendreport

